

TECHNICAL SERVICE BULLETIN



Bulletin #: TSB 16-001

Date of Release: December 2016

Mercedes-Benz Sprinter 3500 Dual Wheel Stud Thread Engagement

Alcoa Wheel P/N 25080x 16x5.5 forged aluminum dual wheel for the Mercedes-Benz Sprinter 3500 chassis was introduced in 2008. This technical bulletin replaces the Mercedes-Benz Sprinter 3500 chassis Rear Wheel Stud Thread Engagement technical bulletin dated June 24, 2009.

In 2016, Mercedes-Benz released a new 2-pc flange nut (Mercedes-Benz P/N A 000 990 53 53) which is taller and has a larger washer diameter than the previous 2-pc flange nut (Mercedes-Benz P/N A 000 401 18 72) used for model years 2007-2015. Due to the change in height of the 2-pc flange nut, Alcoa Wheel P/N 25080x cannot be used in both the outer rear dual position and inner rear dual position with the new 2-pc flange nut as this creates a sub-flush thread engagement condition. It is recommended that 2-pc flange nuts are at least flush with the end of the stud. Figure 1 is a photograph taken from the fitment study showing unacceptable thread engagement with the new 2-pc flange nut (Mercedes-Benz P/N A 000 990 53 53).




Photos credit from Arconic Wheel and Transportation Products fitment study

The change in diameter of the 2-pc flange nut washer also creates an incomplete fitment condition with Alcoa Wheel nut cover P/N 000120 and causes the cap nut cover to no longer stay in position. Figure 2 is a photograph of the nut cover P/N 000120 showing incomplete fitment. The new nut cover for this application is Alcoa Wheel P/N 000135. This new nut cover (Alcoa Wheel P/N 000135) is designed to be used with either the new Mercedes-Benz 2-pc flange nut (Mercedes-Benz P/N A 000 990 53 53) or the old 2-pc flange nut (Mercedes-Benz P/N A 000 401 18 72).

The new kit numbers that will contain the new nut cover Alcoa P/N 000135 are shown below:

- 1) P/N 021135 (2 front wheel hub covers P/N 021000 and 12 nut covers P/N 000135)
- 2) P/N 022135 (2 rear wheel hub covers P/N 022000 and 12 nut covers P/N 000135)



Photos credit from Arconic Wheel and Transportation Products fitment study

The proper rear wheel setup when using Alcoa Wheel P/N 25080x in conjunction with Mercedes-Benz 2-pc flange nut P/N A000 990 53 53 is shown in Figures 3 and 4 above. The inner dual wheel must be the Mercedes-Benz original equipment steel wheel (Figure 3) with Alcoa Wheel P/N 25080x (Figure 4) in the outer dual wheel position. This setup should provide both proper stud engagement and pilot engagement when used on the Mercedes-Benz original equipment hub and studs.

If replacement of wheel end parts is necessary, replacing them with OEM parts is recommended. **Always verify that adequate stud and pilot engagement is maintained.** For additional mounting instructions please see the Service Manual for Alcoa Wheels.

If you have any questions please call Alcoa Wheels Tech Services at (800) 242-9898 option 1.