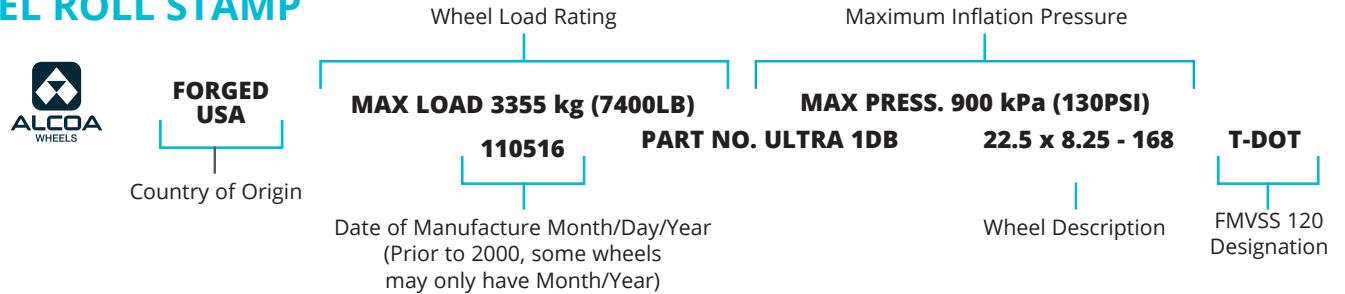




QUICK GUIDE

Wheel Roll Stamp and Labels

WHEEL ROLL STAMP




WHEEL LABEL

	SURFACE OPTION CODES	PAST LABEL	CURRENT LABEL	WITH DURA-FLANGE®
Brush Finish	9 Brush Finish - both sides as applicable 0 Brush Finish - both sides as applicable			Dura-Flange® Wear Protected
High Polish	7 High Polish - both sides as applicable 8 High Polish - both sides as applicable	 		Dura-Flange® Wear Protected
Mirror Polish	1 Mirror Polish - outside only 2 Mirror Polish - inside only 3 Mirror Polish - both sides	 		Dura-Flange® Wear Protected
Dura-Bright®	DB Dura-Bright® Surface Treatment			
Dura-Flange®	DF Dura-Flange® Wear Protection			
Dura-Bright® Dura-Flange®	DD Dura-Bright® and Dura-Flange® Wear Protection			Dura-Flange® Wear Protected
Dura-Black™	BLK Dura-Black™ Surface Treatment		 <small>Label is etched into wheel</small>	


HEAT INDICATOR

Wheels manufactured starting in January 2009 will have a 1 inch clear round heat indicator located next to the roll stamp along with the same 1 inch clear round heat indicator located on the tire side drop well.



Clear Heat Indicator

The wheel can stay in service.



Charred Heat Indicator

Exposed to excessive heat. Remove from service.

