



**ALCOA**

ACCESSORY PRODUCTS



# WHEEL ACCESSORY PRODUCT CATALOG

# Why accessories for Alcoa Wheels?

- Maintaining your Alcoa Wheels in order to keep them in their best possible condition is and should be a top priority.
- Alcoa Accessory Products have been developed and selected over many years to help maintain the wheels in the best possible condition and ensure a long service life.
- All our accessories are available through our extensive network of authorised Alcoa Wheels distributors  
For more information visit [www.alcoawheelseurope.com](http://www.alcoawheelseurope.com) and proceed to the contact page.

## TABLE OF CONTENTS

### SECTION 1 - CLEANING

Dura-Bright® Wheel Wash, ALclean, ALbrush, ALpolish, ALkit4

3

### SECTION 2 - MAINTENANCE

HUBgrease, VALVEgrease, Discmates, Bristle Disc

4

### SECTION 3 - APPEARANCE

ALcovers, ALgrip

6

### SECTION 4 - WHEEL NUTS

7

### SECTION 5 - VALVES

7

# SECTION 1 - Cleaning

## DURA-BRIGHT® WHEEL WASH

The exclusive solution for safely cleaning your Dura-Bright® treated wheels. Suitable for weekly use on both XBR® and EVO technology.

Our Dura-Bright® Wheel Wash was especially designed to provide the assurance to customers that they are cleaning their wheels with a safe cleaning solution while providing additional benefits.


- Helps to prevent the build-up of brake dust resin and copper glow
- No risk of damaging wheels with harsh chemicals
- No need to dilute
- Use approximately 150ml per wheel
- Not classified as dangerous goods according CLP and Reach directives

Available in:

- Starter kit including a 1L bottle of Dura-Bright® Wheel Wash and one ALbrush2
- 5L container
- 25L container



Before cleaning



After cleaning

## ALCLEAN

A unique wheel cleaner especially developed for Alcoa Wheels with Mirror Polished, Brushed and LvL ONE® finish. Removes oxidation and maintains the shine of the wheel. Removes disc brake dust, salt spray and general stains. For optimal results, use ALpolish after cleaning with ALclean. Available in 1L, 5L and 25L cans.

*Note: ALclean can also be used up to twice a year on Dura-Bright® treated wheels when there is a heavy build-up of brake dust. See the Service Manual for Alcoa Wheels and the Dura-Bright® Service Bulletin Edition2.*



## ALBRUSH2

A premium quality brush with a rubber edge that acts as a bumper to protect wheels from getting damaged during cleaning. Comes with an improved ergonomic grip. Unlike standard brushes, the ALbrush2 is made of 12 cm polyester (PBT) plucked fibres. These soft fibres ensure the best cleaning results and are scratch-free when getting in contact with aluminium wheels.

- Rubber edge to avoid damage of the wheel
- Good absorption of water and soap
- The long fibres and a high number of inserted fibres versus normal brushes



## ALPOLISH

Polishing paste to restore and maintain the shine of Mirror Polished, Brushed and LvL ONE® Alcoa Wheels. For the best result, use ALpolish after cleaning with ALclean.

*Note: Not for use on Dura-Bright® treated wheels.*



## ALKIT4

A complete kit for cleaning Mirror Polished, Brushed and LvL ONE® Alcoa Wheels. Includes a 1L bottle of ALclean, ALpolish, ALfinish and ALbrush2. Available with manual in several languages.



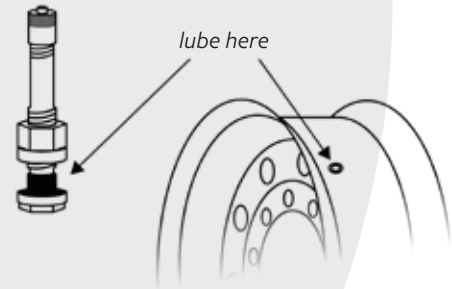
# SECTION 2 - Maintenance

## VALVEGREASE

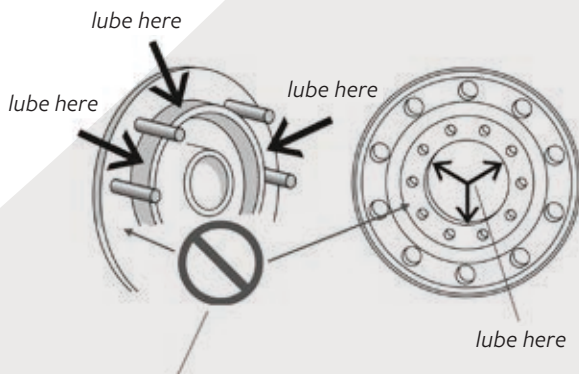
A lithium based grease that acts as a corrosion inhibitor when mounting/replacing valves. The grease has no adverse effects on the rubber grommet of the valve and helps prevent air leakage over time. VALVEgrease is also used in our manufacturing facility for pre-lubrication of the valves and valve hole area.

- Prevents corrosion in the valve hole area
- Tested on all valves mounted on Alcoa Wheels
- Easy to apply
- Water resistant
- Not to be used for mounting
- 1kg container

*It is highly recommended to fit a new valve every time a new tire is mounted to avoid a build-up of corrosion and leakage in the valve hole area. See the Service Manual for Alcoa Wheels for more information on cleaning the valve hole area, replacing valves and valve torque.*



*Note: not for tire fitting use or for mounting*



*Do NOT lubricate the face of the hub, wheel face or brake drum.*

## HUBGREASE

A brand new mineral oil based grease for use when mounting Alcoa Wheels. The grease helps to prevent corrosion and does not mark the surface of the wheel.

When wheels are in service, dirt and other foreign matter collects around the wheel and hub area. With the addition of water and road-salt, corrosion around the centre bore of the wheel can occur. This also leads to wheels getting stuck to the hubs, making it extremely difficult to remove them.

*Note: not for tire fitting use or on valves.*

Using HUBgrease helps to overcome these issues and prevents maintenance issues.

- Prevents galvanic corrosion on the hub bore
- High heat resistant up to 150°C
- Easy to apply
- Oxidation stability
- Water resistant
- 1kg container



## DISCMATES

This product helps to prevent corrosion build up between steel and aluminium wheels and between the steel hub and aluminium wheels, therefore reducing maintenance issues. It can also be used to protect the wheel's mounting surface from cosmetic damage.

Fitting Discmates between twinned Dura-Bright® wheels will also reduce the surface damage between them.

Available for wheels with 10 bolt holes, 335 mm bolt circle diameter, 22 mm studs.



## BRISTLE DISCS



Bristle discs are a key maintenance product to help keep your Alcoa Wheels in the best possible condition. They are ideal for cleaning mating faces, bead seats, spigots or centring edges of the hub. They are also suitable for removing sharp edges caused by rim flange wear or general corrosion, oxidation and dirt and can be used on most right angle tools. The pad is a removable disc holder. They are internally threaded to receive any standard 6.3mm 20 thread shaft. Depending on the type of air pressure tool used, the Ø6.3mm (1/4") shank can be used as an adaptor to mount the pad on the tool - see picture.

Available in soft, medium and hard bristles and in 2 diameters (Ø25 and Ø 50 mm).

White discs: Soft- special for treating aluminium parts

Yellow discs: Medium Hard - to remove medium oxidation

Green discs: Hard - to remove excessive oxidation

### Use the smaller disc

- to remove traces of rust, oxides and dust on spigots and to centre edges of the hub as well as the inner side of the hub bore of the wheel

### Use the 50mm Ø disc

- to clean the larger parts of the wheel and to clean the hub



# SECTION 3 - Appearance

## STAINLESS STEEL ALCOVERS



High quality stainless steel cap nut covers with an embossed Alcoa Wheels logo. Available for M22 sleeved wheel nuts with 32 and 33 mm hex.

- No discoloured or loose lenses
- Shortened edge to avoid contact with the wheel and avoid damage on Dura-Bright® treated wheels
- Inner clearance of the cover is 41mm

Available in a box of 20 covers.



## CHROMED PLASTIC ALCOVERS

High quality chrome-plated plastic covers with an embossed Alcoa Wheels logo. Universal for both 32 and 33 mm M22 sleeved nuts.

- Designed with a patented system ensuring easy mounting and demounting
- Supplied with a removal tool which can be used to remove the covers when a wheel cover is fitted

Available in a box of 20 covers and 1 extraction tool.



## ALGRIP

A handy tool for applying and removing stainless steel nut covers.



# SECTION 4 - Wheel nuts

## WHEEL NUTS

Wheel nuts are a vital part of securing the wheel to the hub. Alcoa Wheels nuts have unique design features and benefits over cheaper alternatives:

- The washer design improves retention and clamping force
- The washer nut contact area is designed and manufactured to reduce friction to a minimum
- Lubrication of the washer is highly recommended
- The Geomet / Dacromet® coating helps to prevent corrosion
- The M22 sleeve prevents damage caused by torquing long sleeved nuts to inner wheels at dual fitment
- The higher hex helps prevent torquing wrenches slipping which can possibly cause injuries to operators and damage to wheels
- The nut is designed so that the insert is securely fitted
- The Alcoa Wheels inserts can be ordered separately

See the Service Manual for Alcoa Wheels for more information on mounting instructions, torque, lubrication and thread engagement.



# SECTION 5 - Valves

## VALVES

All Alcoa Wheels are mounted with nickel plated valves, except for 22.5"x17.00" Alcoa Wheels. The nickel coating, the special black T-shape grommet and the integral plastic washer of the hexagonal nut reduce the risk of galvanic corrosion between the valve and the wheel.

The valves have a slotted dust cap and a hex base which offers more grip and enable easy replacement with the use of a screwdriver or wrench.

It is advisable to change valves every time tires are changed. Use Alcoa Wheels VALVEgrease to lubricate the valve and valve hole area in order to prevent corrosion around the valve hole which can lead to air loss.

There is also a 150 mm POM plastic extension valve including a dust cap which enables tyre pressure checks of the inner tyre of a regular dual fitment.

*Note: do not use HUBgrease on valves.*

*More information about replacing valves can be found in the Service Manual for Alcoa Wheels.*





**ARCONIC**

**ARCONIC WHEEL AND  
TRANSPORTATION PRODUCTS**

Industrieweg 135

B-3583 Paal, Belgium

Email: [info.wheels@arconic.com](mailto:info.wheels@arconic.com)

Tel: +32 11 45 84 60

Fax: +32 11 45 56 30

[www.alcoawheelseurope.com](http://www.alcoawheelseurope.com)

[www.alcoa-accessories.com](http://www.alcoa-accessories.com)