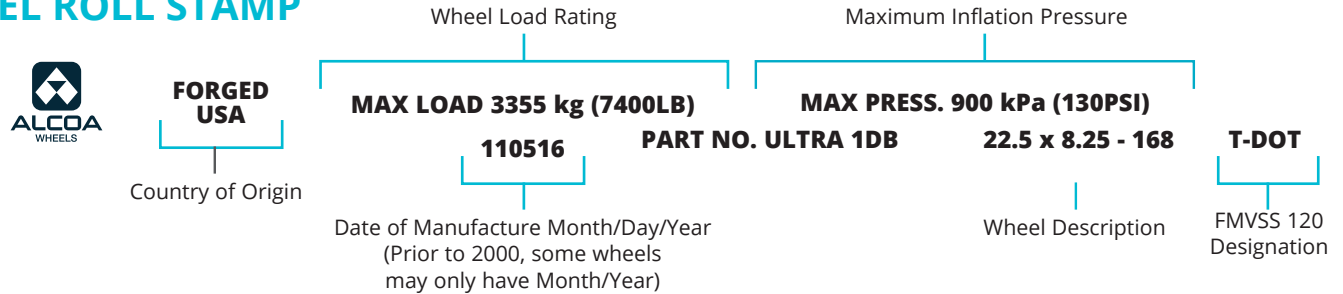




# QUICK GUIDE Wheel Roll Stamp and Labels

## WHEEL ROLL STAMP




## WHEEL LABEL

	SURFACE OPTION CODES	PAST LABEL	CURRENT LABEL	WITH DURA-FLANGE®
<b>Brush Finish</b>	<b>9</b> Brush Finish - both sides as applicable <b>0</b> Brush Finish - both sides as applicable			<b>Dura-Flange®</b> Wear Protected
<b>High Polish</b>	<b>7</b> High Polish - both sides as applicable <b>8</b> High Polish - both sides as applicable	 		<b>Dura-Flange®</b> Wear Protected
<b>Mirror Polish</b>	<b>1</b> Mirror Polish - outside only <b>2</b> Mirror Polish - inside only <b>3</b> Mirror Polish - both sides	 		<b>Dura-Flange®</b> Wear Protected
<b>Dura-Bright®</b>	<b>DB</b> Dura-Bright® Surface Treatment			
<b>Dura-Flange®</b>	<b>DF</b> Dura-Flange® Wear Protection		<b>Dura-Flange®</b> Wear Protected	
<b>Dura-Bright® Dura-Flange®</b>	<b>DD</b> Dura-Bright® and Dura-Flange® Wear Protection			<b>Dura-Flange®</b> Wear Protected
<b>Dura-Black™</b>	<b>BLK</b> Dura-Black™ Surface Treatment			


## HEAT INDICATOR

Wheels manufactured starting in January 2009 will have a 1 inch clear round heat indicator located next to the roll stamp along with the same 1 inch clear round heat indicator located on the tire side drop well.



### Clear Heat Indicator

The wheel can stay in service.



### Charred Heat Indicator

Exposed to excessive heat. Remove from service.



1616 Harvard Ave. Cleveland, OH 44105

1-800-242-9898

www.alcoawheels.com

facebook.com/alcoawheels

youtube.com/AlcoaWheelsNorthAmerica

alcoawheels

Listen to Our Podcast  
*Behind the Wheels*

@alcoawheels